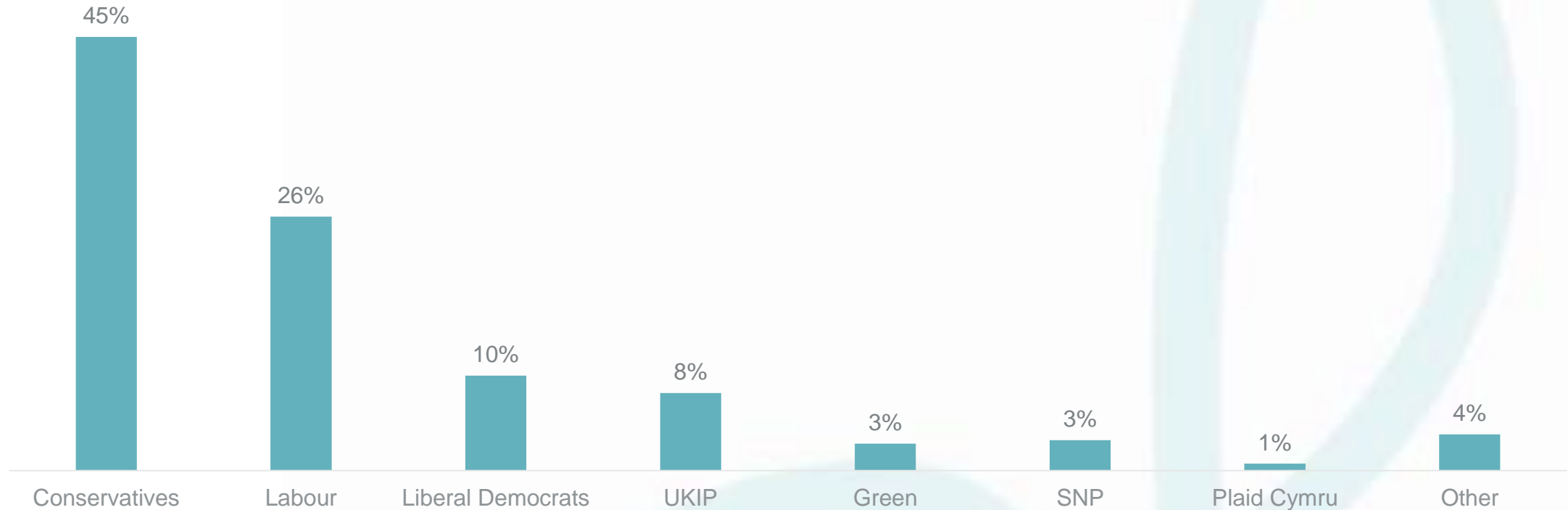




UK Snap General Election Polling Results 19th April 2017



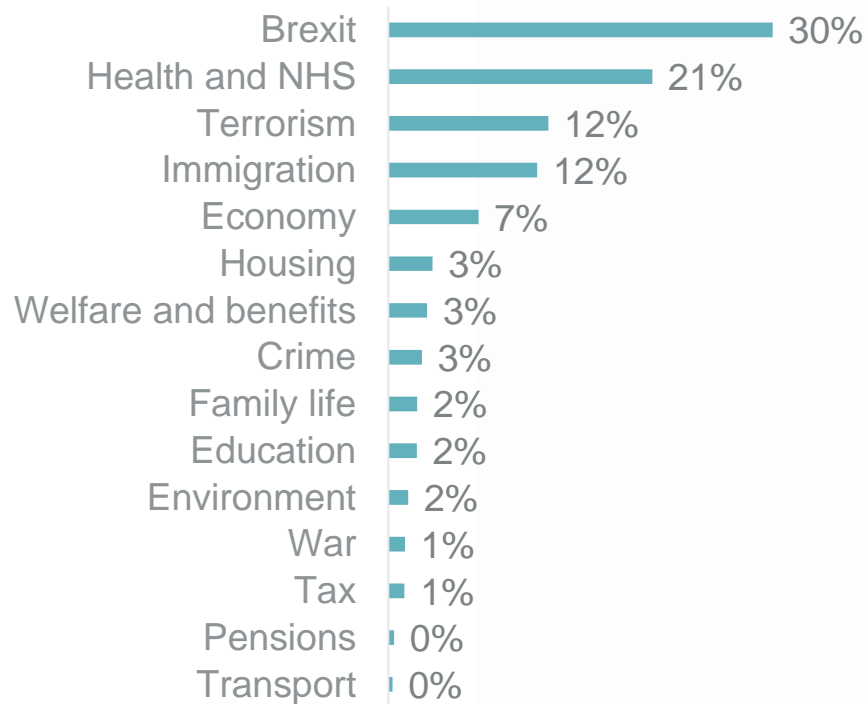
Voting intention for the upcoming General Election on 8th June 2017



Pvote5 - Which party would you vote for the General Elections to be held on 8th June 2017? [Single code]
Weighted n=641, excludes those unlikely to vote

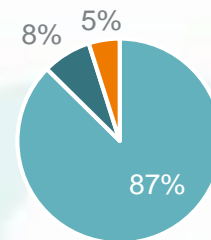
Britain dominated by Brexit

Most important issue facing Britain



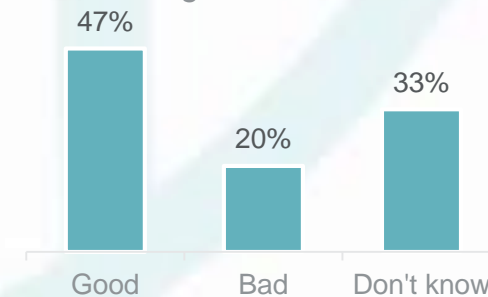
- At this moment, “Brexit” is considered by far the biggest issue facing Britain today.
- This is unsurprising given 87% of those surveyed had heard about the Prime Minister’s call for a General Election by 7pm the same day.
- Health and the NHS follow second with both terrorism and immigration sharing third place for most important issue.
- More “everyday” policy issues are not prominent.
- Almost half of Britain (47%) thinks the General Election is a good idea.

Heard about 2017 General Election



■ Yes ■ No ■ Not sure

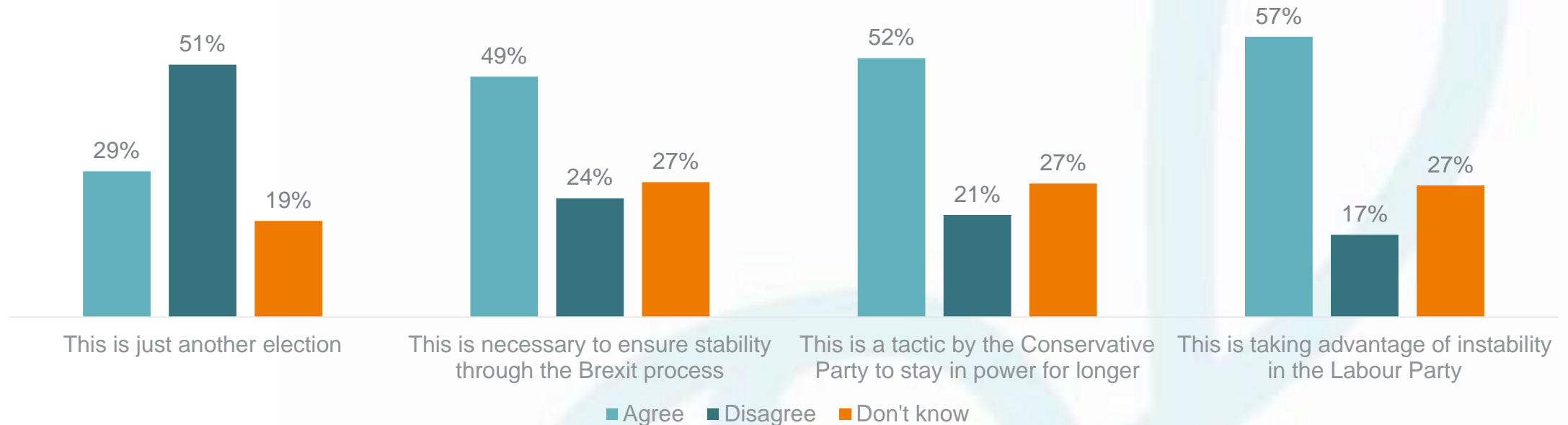
Is the General Election a good idea?



PVOTE16 - Which is the most important issue facing Britain today? [Single code]
PVOTE3 - Have you heard that the Prime Minister has suggested that the UK holds a General Election on 8th June this year? [Single code]
Weighted n=1,001

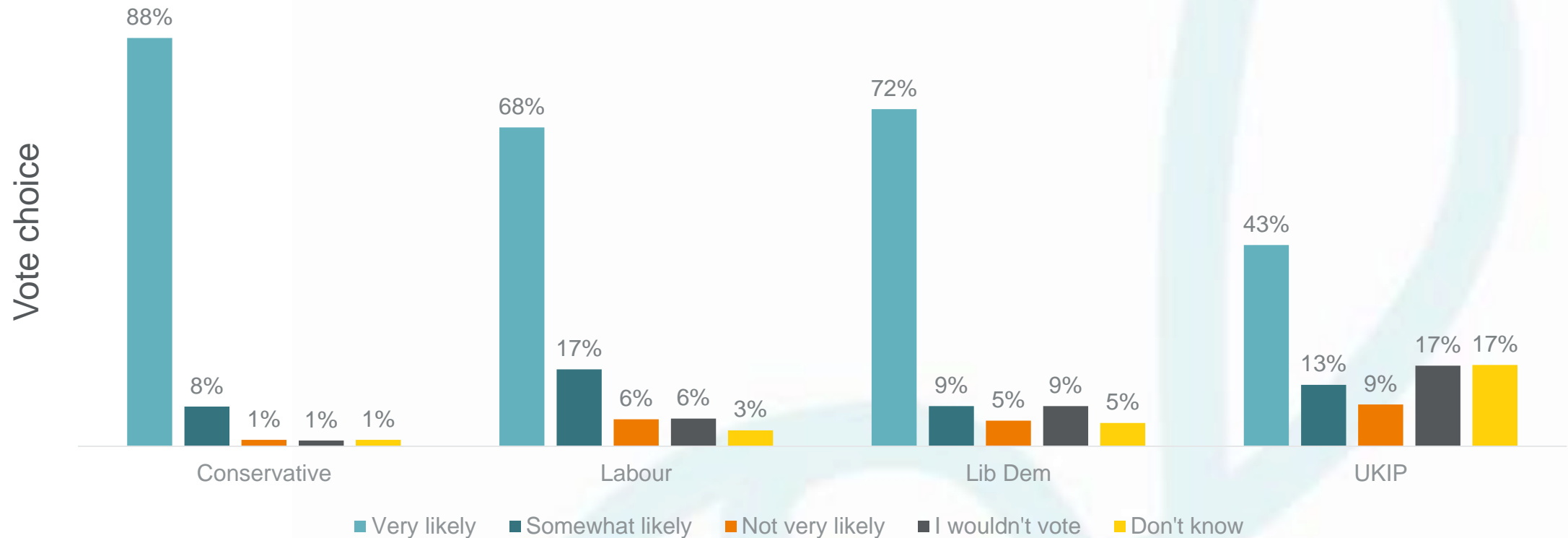
An extraordinary General Election

- More than half of the British public (51%) do not agree this is “just another election” however a similar number (49%) believe it is necessary to ensure stability through the Brexit process.
- Also, more than half of the British public (52%) believe the General Election is a “tactic” for the Conservative Party to stay in power for longer and more still (57%) agree that this taking advantage of the instability in the Labour Party.



PVOTE19 - Do you agree or disagree with the following statements about the proposed General Election on 8th June 2017? [Single code]
Weighted n=1,001

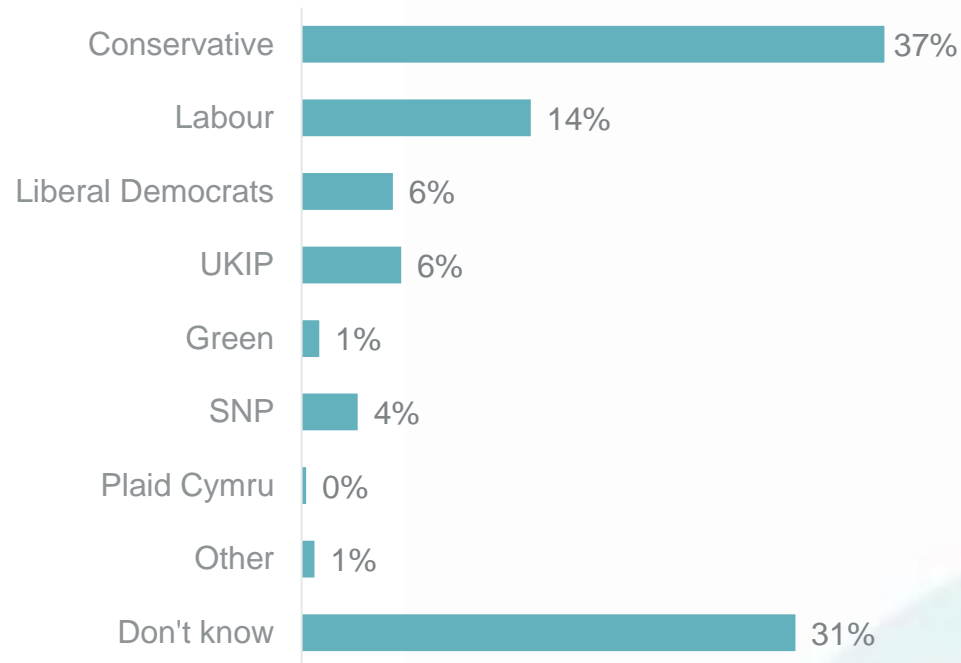
Turnout is predicted to work in favour of the Conservative party, with Labour having to work hard at mobilising their core



Pvote4 - If the General Elections called for the 8th of June go ahead, how likely are you to vote? [Single code]
Pvote6 - How close do you feel to each of the following political parties? [Single code]
Weighted n=641, excludes those unlikely to vote

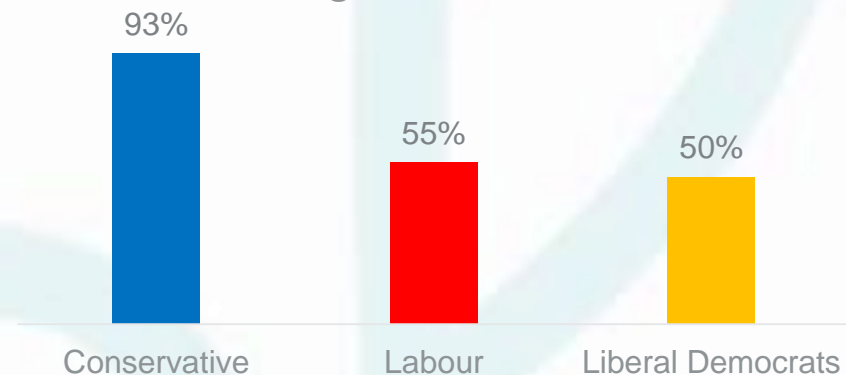
The Conservatives are seen as the best party to lead Britain through the Brexit process

Best Party to navigate the country through Brexit



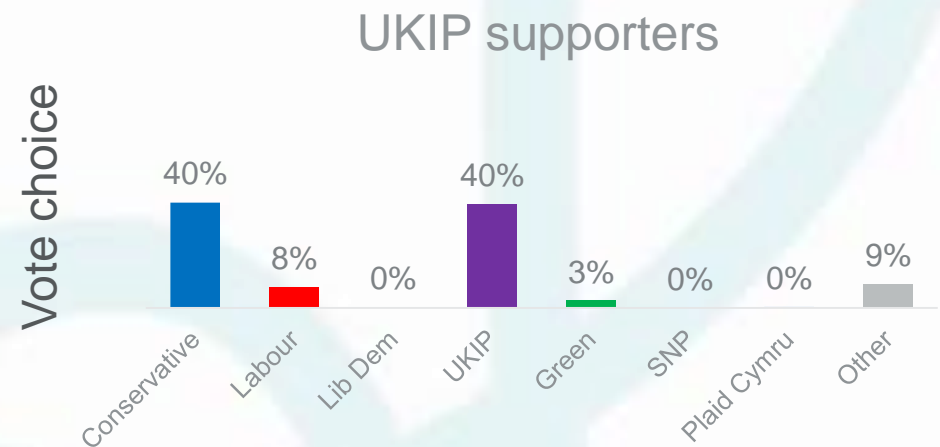
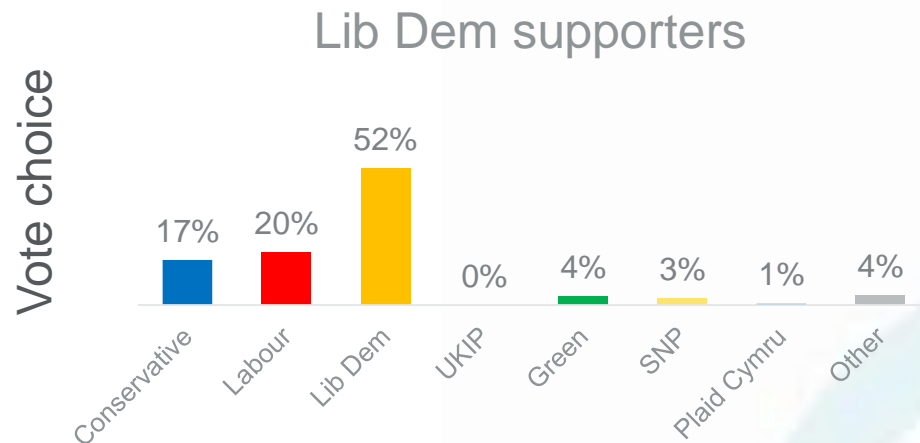
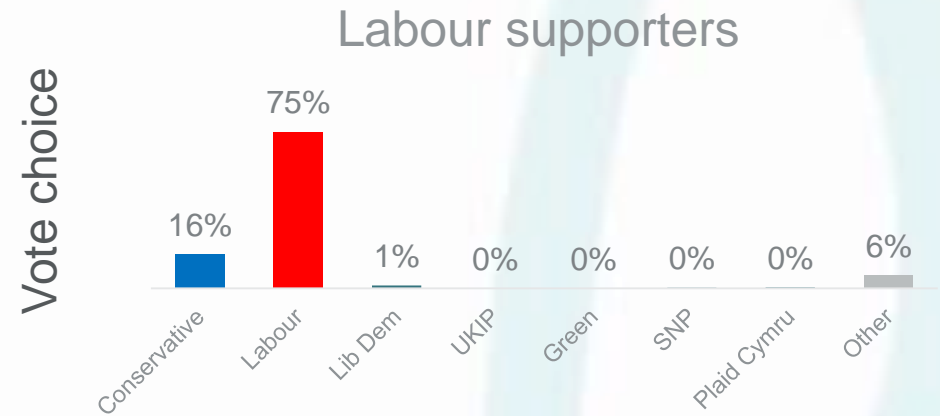
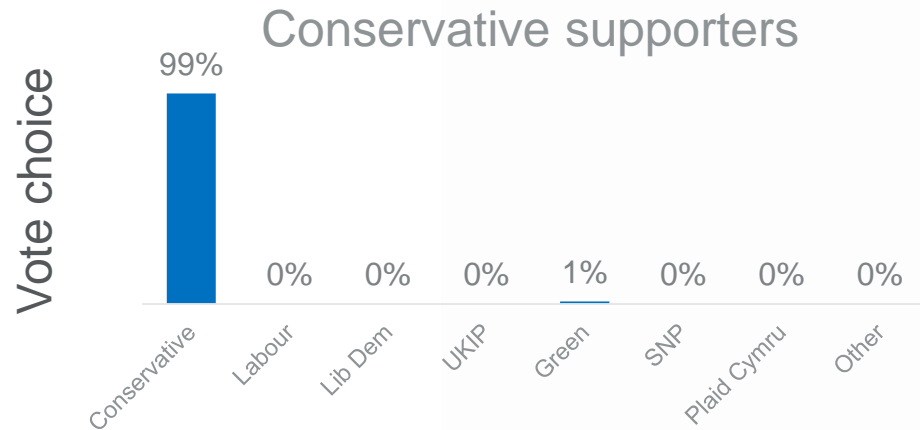
- 9 in 10 Conservative voters (93%) believe the party is the one that can best navigate Brexit.
- In comparison, just 55% of Labour and 50% of Liberal Democrat voters believe their chosen party would be best to navigate Brexit.

Confidence in own party to navigate Brexit



PVOTE17 - Which party do you believe will best navigate Britain through the Brexit process? [Single code] Weighted n=1,001
PVOTE5 - Which party would you vote for the General Elections to be held on 8th June 2017? [Single code]
Weighted n=641, excludes those unlikely to vote

16% of Labour supporters are likely to vote Conservative with other parties also seeing movement



Pvote5 - Which party would you vote for the General Elections to be held on 8th June 2017? [Single code]
 Pvote6 - How close do you feel to each of the following political parties? [Single code]
 Weighted n=641, excludes those unlikely to vote

16% of Labour supporters are likely to vote Conservative with other parties also seeing movement

2015
General Election
Result

opinion.life
2017 prediction

37%

Conservative 2015

Conservative 2017

45%

30%

Labour 2015

Labour 2017

26%

13%

UKIP 2015

UKIP 2017

8%

8%

Lib Dem 2015

Lib Dem 2017

10%

12%

Other 2015

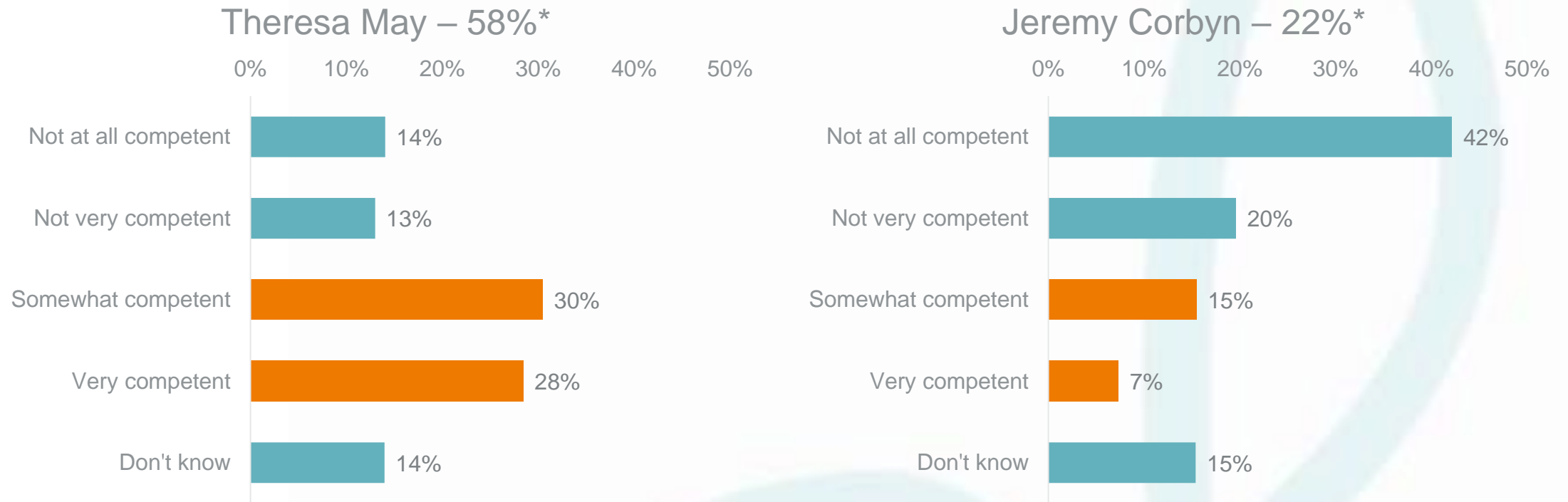
Other 2017

11%

PVote2 - Which party did you vote for in the previous General Election held in May 2015? [Single code]
 PVote5 - Which party would you vote for the General Elections to be held on 8th June 2017? [Single code]
 N=660 excludes those who said they did not vote in 2015 and those who said they will not vote in 2017.



The British population see Theresa May as the most competent leader for the Brexit process.

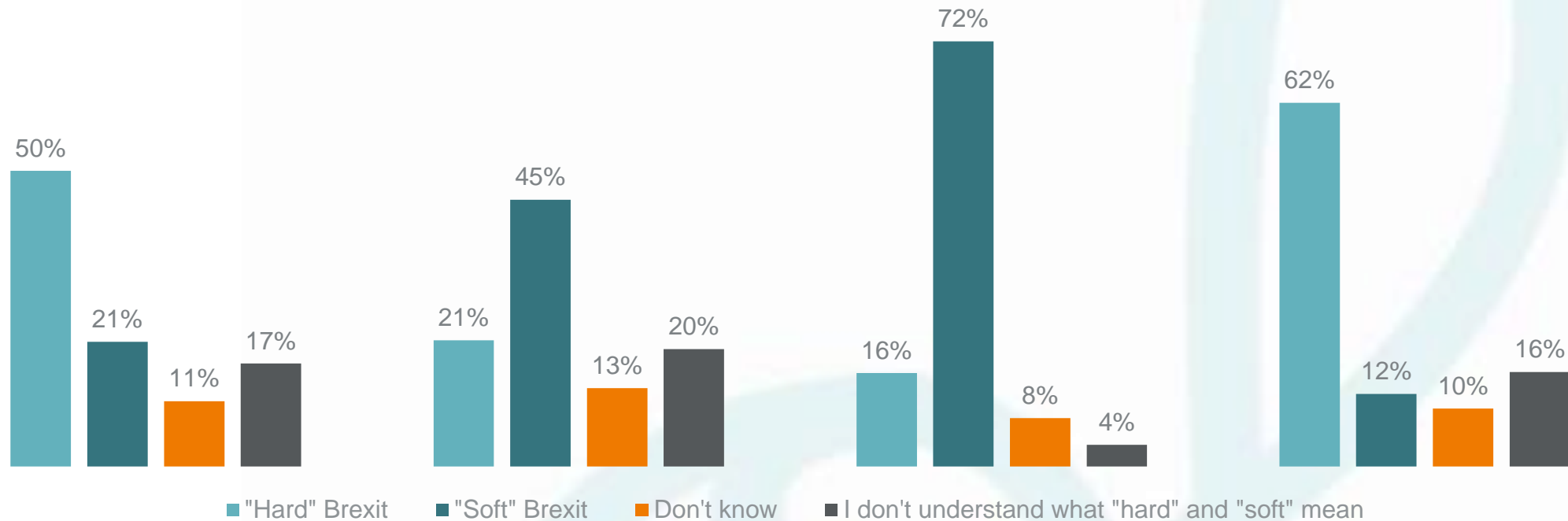


PVOTE14 - How competent do you consider each of the following political party leaders to be at running the country through the Brexit process? * Somewhat and very competent (Other leaders were asked)
Weighted n=1,001

'Hard' or 'Soft' Brexit?

The Liberal Democrats appear to attract those who care strongly about the UK leaving the EU in a 'soft' way

Preference for type of Brexit



PVOTE19 - Do you agree or disagree with the following statements about the proposed General Election on 8th June 2017? [Single code]
Weighted n=1,001



Methodology

Methodology

opinion.life ran an online survey on the evening of Tuesday 18th April 2017 between 7pm and midnight.

1,001 GB adults aged 18+ were drawn from pre-recruited consumer panels and were screened for a mix of demographic criteria.

Data was weighted to correct for demographic proportions and a range of psychographic features.

All predictions take into account previous vote choice.

For results with a sample size of 1,001 the error rate is +/- 4 % points with a confidence interval of 95%.

For more information contact press@opinion.life

